

› Product Guide – Bike

2016





Martin Söderström



"I am traveling 150 days of the year with my bike as travel partner and life is not bad."



"The big Swede" is one of the world's best MTB slopestyle freeriders

Nationality: Swedish

Family: Mom, dad and sister.

Sports: Anything on 2 wheels

Best place on earth: Sweden, Alaska and Malaga.

Martin's Choice

Thule ProRide





› Bike Carriers

› Bike Carriers

Off-road or on-road. Whether it's just you or a full carload of friends and family, get your bikes wherever you're going with a Thule bike rack – quickly, easily, and safely. If you're unsure which bike carrier suits you best, use our Buyer's Guide.



Roof Mounted Bike Carriers

Designed to express professionalism and attitude. The feeling will remain, even when the carrier is unloaded.



Towbar Mounted Bike Carriers

The most convenient and safe way to transport 2-4 bikes. Perfect for heavy and large bikes with no need for difficult lifting. Always full access to the trunk, even with bikes mounted on the carrier.



Rear Door Mounted Bike Carriers

If your car doesn't have a towbar and you need to transport your bikes, this is the perfect solution. Carries 2-4 bikes, foldable, and easy to store.



› Roof Mounted Bike Carriers

Roof Mounted Bike Carriers - Line at-a-Glance

Upright

New



Thule ProRide

598 Aluminium

598B Black

Thule FreeRide

532 Silver Gray

Fork Mount

New



Thule Sprint

569 Aluminium

Thule ThruRide

565 Aluminium

Thule OutRide

561 Aluminium

Roof Mounted Bike Carriers

Thule ProRide



The best gets better

The world's most popular bike carrier just got even better! With its combination of convenience, stability, and smart design, it's no wonder Thule ProRide has become the number one choice for bike riders across the globe. The new Thule ProRide takes this iconic bike carrier to the next level with enhanced features and an updated design.

Convenient and smart

Ease of use and reliability in every detail are key. From the easy mounting of the carrier – on either side of the car roof – to the automatic positioning when you load your bike. Thule ProRide carries most types of bike up to 20 kg and with a specific accessory, it's even possible to transport fatbikes. With Thule ProRide, you quickly load and unload your bike – and off you go on the bike trail.

Secure and stable

Loading and securing is effortless because Thule ProRide offers immediate stability when you place your bike onto the carrier. The brand new torque limiter dial also ensures that the bike is secured correctly by controlling the force that goes into the bike frame. Frame-friendly, soft claw pads adapt to the bike frame and spread the pressure, minimizing the risk of frame damage and incorrect mounting. The claw's extended lower jaw clasps the frame, preventing the bike from falling during mounting as well as adding security during transport.

Thule ProRide 598 Aluminium



Thule ProRide 598 Black



reddot award 2016
winner

Add to your Thule ProRide



Thule ProRide Fatbike Adapter

5981 - Upgrade kit for carrying fatbikes on the Thule ProRide 598 bike carrier (wheel size 3-5").



Thule Carbon Frame Protector

984 - An adapter to enable safe transport of bikes with carbon frames.



Roof Mounted Bike Carriers

Thule ProRide

Upright bike carrier for the quickest, most convenient mounting – for bikes up to 20 kg.

New

Bike Carriers



598 Aluminium
598B Black



Roof Mounted Bike Carriers

Thule Sprint



A premium fork mount carrier

With ever-changing styles, technology and materials for bicycles, Thule's premium fork-mount carrier, Thule Sprint, has been designed to solve annoying carrying challenges that bike riders face. With patented assurance technologies, it combines security and convenience, making Thule Sprint the most complete fork-mount carrier for maximum bike protection.

Secure fitting

Attaching the bike to Thule Sprint is quick, easy, and secure. As soon as the bike is correctly tightened to the bike carrier, the integrated torque limiter with feedback system makes an audible noise, indicating that the optimal holding force has been reached. And to make sure no damage is done to the bike while mounted on the roof, Thule Sprint is equipped with elastomers embedded in the carrier to help absorb road shock and vibration. All of this makes Thule Sprint the recommended roof option for transportation of bikes with sensitive frames, like carbon frames.

Ease of use and flexibility

Thule Sprint is designed to be installed into the load bar's T-track for a low, integrated fit and fast, easy, and tool-free installation and removal. The fork-mount carrier is also designed to fit virtually all bike sizes. A telescoping wheel tray moves in and out for a custom fit to bike and vehicle, and also allows for better hatch clearance and rear vehicle access when not in use.



Thule Sprint 569

Add to your Thule Sprint



Thule Wheel Carrier

5452 - Carrier for the front wheel with regular axle or wheels with disc brakes.



Roof Mounted Bike Carriers

Thule Sprint

The most complete fork-mount carrier for maximum bike protection.



569
Aluminium



Roof Mounted Bike Carriers


Thule ThruRide

Smart, simple, and secure thru-axle carrier

Thule ThruRide fork mount bike carrier makes loading your thru-axle bike easy and secure, without the need for any extra adapters. Loading is simple from the start, allowing you to mount the front thru-axle on the ground before lifting and loading the bike on the carrier. Once you've placed the axle in the wide-jaw clamp, you adjust the precision dial to fine-tune the grip before closing the throw-hood. This ensures a firm and secure grip on your bike without the risk of damage to the fork. The rear-wheel cradle can be slid along the length of the rack to accommodate different bike lengths. The wheel is held securely in place thanks to a ratcheting strap with padding to protect the wheel rim.

Versatile

With an ever-expanding range of bikes with thru-axles, the Thule ThruRide is a safe bet for anyone who wants to transport their thru-axle bike on the car roof. This versatile carrier fits the complete range of thru-axles – any diameter from 12 mm to 20 mm – and also fits 9 mm quick-release hubs together with the included adapter. The sliding rear-wheel cradle adds to the carrier's versatility, accommodating wheelbases up to 48" and tires up to 3".



Add to your Thule ThruRide



Thule ThruRide 9 mm Adapter

5651 - 9mm quick release locking skewer accessory for Thule ThruRide to make the bike carrier lockable to bike.



Thule Wheel Bag XL

563 - Specially designed, high-quality bag for the front wheel.



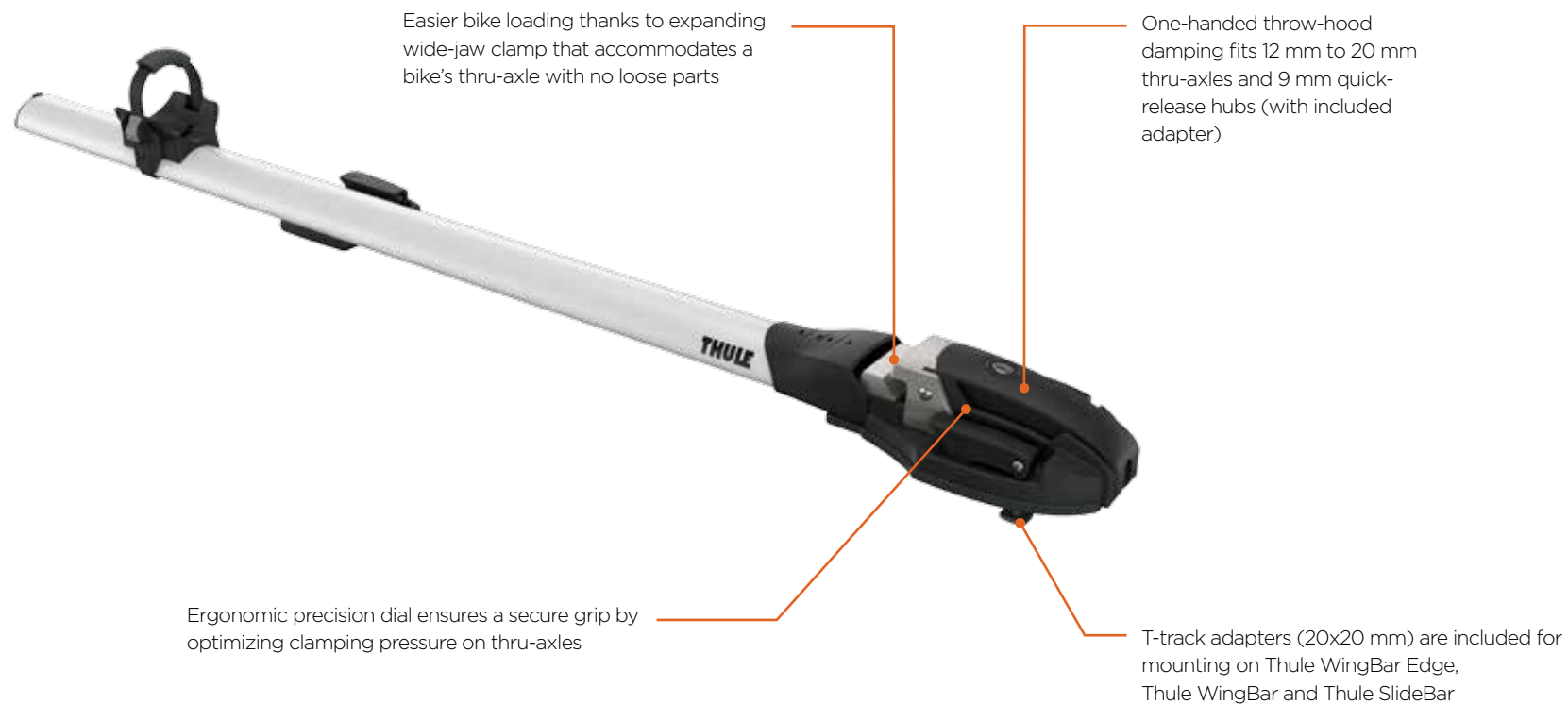
Roof Mounted Bike Carriers

Thule ThruRide

The fork mount carrier designed to fit thru-axles without extra adapters.

New

Bike Carriers



565
Aluminium



Roof Mounted Bike Carriers



561
Aluminium

Thule OutRide

The sleek, light and convenient fork mount bike carrier for the professional look and feel.

FEATURES

- Easily adjustable snap-on fastener for all types of forks.
- Also for bikes equipped with disc brakes and 20mm thru axles (adapter included).
- Quick-release strap for rear wheel (adjustable for different wheel sizes).
- The maximum allowed weight per bike is 17 kg.
- This carrier is pre-assembled, no tools are required.
- Lockable - bike to bike carrier, bike carrier to load carrier (locks included).
- T-track adapters (20x20mm) are included for mounting on Thule WingBar Edge, Thule WingBar and Thule SlideBar.
- Fulfills the City Crash norm.



532
Silver Gray

Thule FreeRide

The functional and easy to use bike carrier fulfilling all basic needs.

FEATURES

- Frame holder with quick-lock, fits most frame sizes up to 80 mm.
- Quick-release straps with wheel protection hold the wheels securely in place (adjustable for different wheel sizes).
- Lockable - bike to bike carrier, bike carrier to load carrier (locks included).
- The maximum allowed weight per bike is 17 kg.
- T-track adapters (20x20mm) are included for mounting on Thule WingBar Edge, Thule WingBar and Thule SlideBar.
- Fulfills the City Crash norm.



Roof Mounted Bike Carriers Accessories



Thule Wheel Carrier

5452 - Carrier for the front wheel with regular axle or wheels with disc brakes.



Thule Wheel Bag XL

563 - Specially designed, high-quality bag for the front wheel.



New

Thule ThruRide 9 mm Adapter

5651 - 9mm quick release locking skewer accessory for Thule ThruRide to make the bike carrier lockable to bike.



Thule 15 mm Thru-axle Adapter

5611 - An adapter for Thule OutRide to enable transport of bikes with 15mm thru axles.



T-track Adapter

8891 - An adapter for fitting the Thule ProRide bike carrier directly into the t-track (30x24 mm) of some BMW and Renault original load bars.



T-track Adapter

8892 - An adapter for fitting the Thule FreeRide bike carrier directly into the t-track (20x20 mm) of an aluminium load bar.



T-track Adapter

8893 - An adapter for fitting the Thule FreeRide and Thule OutRide bike carriers directly into the t-track (30x24 mm) of some BMW and Renault original load bars.



T-track Adapter

8894 - An adapter for fitting the Thule Sprint and Thule ThruRide bike carriers directly into the t-track (30x24 mm) of some BMW and Renault original load bars.



New

Thule Carbon Frame Protector

984 - An adapter to enable safe transport of bikes with carbon frames (only to be used with Thule bike carriers with a torque limiter knob).



New

Thule ProRide Fatbike Adapter

5981 - Upgrade kit for carrying fatbikes on the Thule ProRide 598 bike carrier (wheel size 3-5").



New

Thule ProRide SquareBar Adapter

8895 - An around-the-bar adapter for fitting the Thule ProRide bike carrier on square bars or round aluminium load bars.



Thule One-Key System

Replace all lock cylinders on your Thule products and use the same key for all.



› Towbar Mounted Bike Carriers

Towbar Mounted Bike Carriers - Line at-a-Glance



Thule EasyFold



932 - fits up to 2 bikes



Thule EuroClassic G6



928 - fits up to 3 bikes



929 - fits up to 4 bikes



New

Thule VeloSpace



918 - fits up to 2 bikes



Thule VeloCompact



925 - fits up to 2 bikes



927 - fits up to 4 bikes



Thule EuroRide



941 - fits up to 2 bikes



943 - fits up to 3 bikes



Thule RideOn



9502 - fits up to 2 bikes



9503 - fits up to 3 bikes



Thule HangOn



972/974 - fits up to 3 bikes



9708 - fits up to 4 bikes



Thule Xpress



970 - fits up to 2 bikes

Towbar Mounted Bike Carriers

Thule EasyFold

Setting a new standard in compact and foldable bike carriers

Thule EasyFold is a user-friendly bike carrier for all types of bikes, and is ideal for long journeys as well as for short trips. No bigger than a normal suitcase when folded, Thule EasyFold takes up very little space when stored in the car or at home. And with a load capacity of 60 kg, it easily carries all kinds of bikes including e-bikes and heavy mountain bikes.

Thule EasyFold has been developed with a focus on ease of use in every aspect. In a simple, two-step operation the bike carrier is mounted on the car's towbar, unfolds and is ready to use – all in a matter of seconds. When not in use, Thule EasyFold is neatly stored in the trunk of the car or at home.

Safely carries all types of bikes

Thule EasyFold is designed to carry all types of bikes. It has a load capacity of 2 x 30 kg, so even e-bikes and heavy mountain bikes can be transported. The design also allows for a spacious 22 cm gap between bikes and for long wheelbases – perfect for downhill mountain bikes.

Thule EasyFold 932



Add to your Thule EasyFold

Thule EasyFold Carrying Bag

9311 - Protecting you and your car from dirt when transporting and storing the Thule EasyFold bike carrier.



Thule Loading Ramp

9152 - Convenient removable ramp for easy loading and unloading of your bikes.




Towbar Mounted Bike Carriers

Thule EasyFold

The most convenient, fully foldable two-bike carrier for all types of bikes, including e-bikes and downhill mountain bikes.



932



Towbar Mounted Bike Carriers

Thule EuroClassic G6

Covering all your needs

The solid Thule EuroClassic G6 is Thule's most exclusive towbar-mounted bike carrier, offering stability, versatility, and ease of use. It safely carries bikes weighing up to 25 kg each, which includes lighter e-bikes/pedelecs, and is also ideal for bikes with a long wheelbase. With the addition of a bike adapter, Thule EuroClassic G6 can carry an extra bike, transforming the 3-bike version into a 4-bike carrier (or the 2-bike version into a 3-bike carrier).

Easy mounting and loading

Thule EuroClassic G6 is easy to handle, both when mounting the carrier to the car and when loading the bikes onto the carrier. The one-hand coupling requires minimal strength and ensures quick and hassle-free mounting on the towbar. Once the bikes are placed on the carrier, the frames are attached to adjustable holders and the wheels secured with straps to ensure safe transportation. When mounted, Thule EuroClassic G6 can be tilted to allow the rear door to open – even with the bikes on. Thanks to its wide tilt angle, you can also open very large rear doors.

Thule EuroClassic G6 928



Thule EuroClassic G6 929


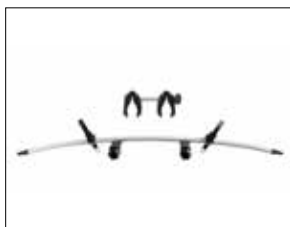


Add to your Thule EuroClassic G6



Thule EuroClassic G6 Bike Adapter

9281 - Increase the capacity of your Thule EuroClassic G6 928/929 carrier by one bike.



Thule Loading Ramp

9152 - Convenient removable ramp for easy loading and unloading of your bikes.



Towbar Mounted Bike Carriers

Thule EuroClassic G6

The top-of-the-range, full-size bike carrier with great flexibility and loading capacity.



928



929



Towbar Mounted Bike Carriers

Thule VeloSpace

Bring your bike - any bike

With Thule VeloSpace, the truly all-round bike carrier has become reality. It has been developed especially for large and heavy bikes – such as e-bikes, fatbikes, and downhill mountain bikes – but works just as well for city bikes and children's bikes. Thanks to the carrier's high load capacity, extra-large distance between the bikes, extended aluminum wheel trays together with the flexible pump buckles and extra-long wheel straps, you can rest assured that Thule VeloSpace will be able to carry your bikes, no matter what kind you want to bring.



A bike carrier for everyone

Thule VeloSpace equals ease of use and convenience. This towbar mounted bike carrier requires minimal lifting to load and unload, making Thule VeloSpace the preferred choice for heavier bikes. And it is just as easy to mount and adjust the carrier on the car; as soon as the carrier is placed on the towbar, it stabilizes itself and can be positioned correctly. The bikes can be locked to the carrier, and the carrier can be locked to the car. You can always access the trunk of your car by tilting the carrier, even with your bikes mounted.

More than a great bike carrier

The versatility of Thule VeloSpace is emphasized by its range of value-adding accessories. A transportation wheel can be attached to the bike carrier to make it easier to transport to and from the car. A loading ramp is another clever accessory, letting you load and unload your bikes without effort and is neatly stored on the carrier when not in use. By adding the Thule BackSpace lightweight cargo box, your bike carrier will transform into an all-round carrier, using the bike carrier platform to fit a spacious and accessible cargo box.

Thule VeloSpace 918



Add to your Thule VeloSpace

Thule BackSpace



9171 - Lightweight, durable cargo box that fits onto the rear of the car, keeping all of your gear easily accessible.



Thule Transport Wheel

9173 - Convenient transportation wheel for the easiest transportation of Thule VeloSpace to and from the car.



Thule Loading Ramp XT

9172 - Convenient removable ramp for easy loading and unloading of your bikes on Thule VeloSpace (includes cradles for fixation to carrier).



Towbar Mounted Bike Carriers

Thule VeloSpace

The versatile bike carrier for all types of bikes – from e-bikes and fatbikes to small children's bikes.

New

Bike Carriers



918



Towbar Mounted Bike Carriers

Thule VeloCompact



automechanika
innovationaward

Let's you bring the whole crew

The robust yet lightweight Thule VeloCompact bike carrier safely carries up to four bikes. It will be the ideal choice whether you want to transport road bikes or mountain bikes, or both. If you need to carry bikes with wider wheel bases, the extendable wheel holders make it easy to adjust the width. Once Thule VeloCompact is mounted and with bikes loaded, you still have access to your car's trunk thanks to the smart foot pedal tilt.

Easy to use

This compact everyday bike carrier is a pleasure to mount and to load, and when folded it's small enough to fit in the trunk of most cars. Loading your bikes is easy and convenient thanks to the detachable bike arms. Thule VeloCompact 3(4) bike carrier is equipped with the next generation towbar coupling, making it easier than ever to mount the carrier on the car. Just place the carrier on the towbar and the self-stabilizing mechanism allows you to release the carrier and adjust it before finally securing it with the tightening handle. To carry four bikes, simply use the 4th bike adapter (optional accessory). Thule VeloCompact 2 bike carrier is easily lifted onto the towbar and locked into place.

Thule VeloCompact 925



Thule VeloCompact 927

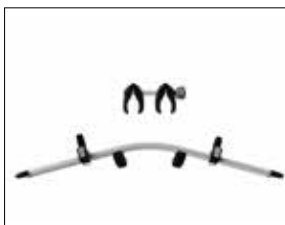


Add to your Thule VeloCompact



Thule VeloCompact 4th bike adapter

9261 - Increase the capacity of your Thule VeloCompact 927 carrier by one bike.



Thule Loading Ramp

9152 - Convenient removable ramp for easy loading and unloading of your bikes.



Towbar Mounted Bike Carriers

Thule VeloCompact

The compact and lightweight bike carrier for everyday use, carrying up to four bikes.



925



927



Towbar Mounted Bike Carriers



941



943

Thule EuroRide

The functional bike carrier fulfilling all basic needs

FEATURES

- Hand operated tilt for boot access even with bikes mounted.
- Quick-mounting handle attaches carrier to tow ball with only a few turns.
- Movable wheel holders with soft straps.
- Stable frame holders for bike frames (up to 70 mm).
- Carrier lockable on tow bar and bike positions lockable with accessory Thule Lockable Knob 526.



9502



9503

Thule RideOn

The basic, tiltable bike carrier

FEATURES

- Hand operated tilt for boot access even with bikes mounted.
- Smart coupling, fits most tow bars.
- Bikes fixed in place with soft straps.
- Carrier lockable on tow bar with accessory Thule Lock 957.



Towbar Mounted Bike Carriers



Thule HangOn

The basic and easy to use bike carrier

FEATURES

- Strong coupling that needs no pre-adjustment for fixing.
- Soft, protective frame holders keep the bikes in place.
- Folds flat for easy storage and handling.
- Carrier lockable on tow bar with accessory Thule Lock 957.



972/974



9708



Thule Xpress

The basic, quick and easy to use bike carrier

FEATURES

- Soft, protective frame holders keep the bikes in place.
- Preamsembled with strap, and reflectors included for extra safety.
- Bikes are at convenient height from the ground.
- Folds flat for easy storage and handling.



970



Towbar Mounted Bike Carrier - Accessories



Thule EuroClassic G6 Bike Adapter

9281 - Increase the capacity of your Thule EuroClassic G6 carrier by one bike.



Thule VeloCompact 4th Bike Adapter

9261 - Increase the capacity of your Thule VeloCompact 927 carrier by one bike.



New

Thule Loading Ramp XT

9172 - Convenient removable ramp for easy loading and unloading of your bikes on Thule VeloSpace (includes cradles for fixation to carrier).



Thule Loading Ramp

9152 - Convenient removable ramp for easy loading and unloading of your bikes. For Thule EasyFold, Thule EuroClassic G6 and Thule VeloCompact



New

Thule BackSpace

9171 - Lightweight, durable cargo box that fits onto the Thule VeloSpace carrier at the rear of the car, keeping all of your gear easily accessible.



New

Thule Transport Wheel

9173 - Convenient transportation wheel for the easiest transportation of Thule VeloSpace to and from the car.



Thule VeloCompact Spare Wheel Adapter

9241 - Adapter for fitting the Thule VeloCompact to cars with exterior spare wheel.



Thule Off-Road Adapter

9042 - Adapter for fitting the Thule EuroClassic G6 to cars with exterior spare wheels.



Thule AcuTight Knob

528 - A torque limiter accessory for rear mounted bike carriers with frame holders - replacing the standard knob.



New

Thule Lockable Knob

526/527 - An accessory for rear mounted bike carriers with frame holders, making these lockable (available as 2-pack and 4-pack).



Thule EasyFold Carrying Bag

9311 - Protecting you and your car from dirt when transporting and storing the Thule EasyFold bike carrier.



New

Thule Carbon Frame Protector

984 - An adapter to enable safe transport of bikes with carbon frames (only to be used with Thule bike carriers with a torque limiter knob).

Towbar Mounted Bike Carrier - Accessories



Thule Bike Stacker

5781 - Organize your bikes at home in a smart way.



Thule Wall Hanger

9771 - For functional storage of bikes and bike carriers.



Thule Bike Frame Adapter

982 - Frame adapter for easiest possible fitting of bikes with non-standard frames (e.g. ladies' bikes, BMXs, downhill bikes).



Thule 3rd Brake Light

9904 - Accessory for cars when the load and bike carrier cover the car's 3rd brake light.



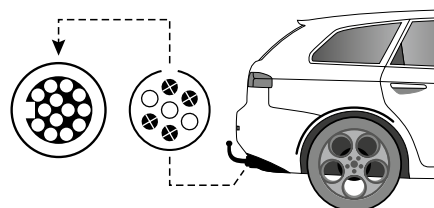
Thule Light Board

976 - Substitutes the most important rear lights on your car (7-pin connector).



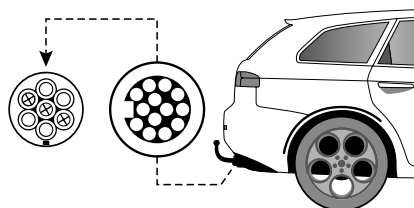
Thule Lock

957 - For locking the Thule HangOn 972/974/9708 and Thule RideOn 9502/9503 bike carriers to the tow bar.



Thule Adapter

9906 - Converts the car's 7-pin electrical outlet to a 13-pin.



Thule Adapter

9907 - Converts the car's 13-pin electrical outlet to a 7-pin.



Thule One-Key System

Replace all lock cylinders on your Thule products and use the same key for all.



› Rear Door Mounted Bike Carrier

Rear Door Mounted Bike Carrier - Line at-a-Glance



Thule RaceWay

🚲 🚲
991 - fits up to 2 bikes

🚲 🚲 🚲
992 - fits up to 3 bikes



Thule BackPac

🚲 🚲 + 🚲 + 🚲
973 - fits up to 4 bikes



Thule ClipOn High

🚲 🚲
9105/ 9106 - fits up to 2 bikes



Thule ClipOn

🚲 🚲 🚲
9103/9104 - fits up to 3 bikes



Thule FreeWay

🚲 🚲 🚲
968 - fits up to 3 bikes

Rear Door Mounted Bike Carrier Thule RaceWay



Simple, stable, and secure

Thule RaceWay is our easiest to use rear door-mounted bike carrier, safely carrying up to three bikes. Available as a two-bike and a three-bike version, it comes fully assembled, is easy to install, and offers a user-friendly and secure fit for virtually any bike. The narrow distance between the arms means that Thule RaceWay can accommodate most types of bikes, even those with smaller frames such as children's bikes. The bikes are supported by shock-absorbing cradles, and thanks to the patented No-Sway cages, any bike-to-bike and bike-to-vehicle contact is prevented. When Thule RaceWay is not in use, it folds flat and compact, with cables rolled-up into the carrier, and is neatly stored in the trunk of the car or at home.

Perfect fit to your car

Regardless of car model, Thule RaceWay is very easy to install. The detailed instructions and the patented FitDial make it easy to get a perfect fit. Simply find the fit number corresponding to the car model in the user manual and adjust accordingly to get the correct angle. Using an innovative locking ratcheting cable system, and not the more commonly used nylon straps, the carrier is securely fastened to the car. Since cables don't stretch like straps, they are a more stable way of attaching the rack to the vehicle.



Add to your Thule RaceWay



Thule Bike Frame Adapter

982 - Frame adapter for easiest possible fitting of bikes with non-standard frames (e.g. ladies' bikes, BMXs, downhill bikes).



Rear Door Mounted Bike Carrier

Thule RaceWay

Thule RaceWay is our strongest, most secure and easiest to use rear mounted bike carrier.

Sure-Tight ratcheting cables provide maximum fastening security to your vehicle

Patented FitDial guarantees a "perfect fit" to your vehicle

Molded rubber pads provide firm hold to vehicle and protect against scratches

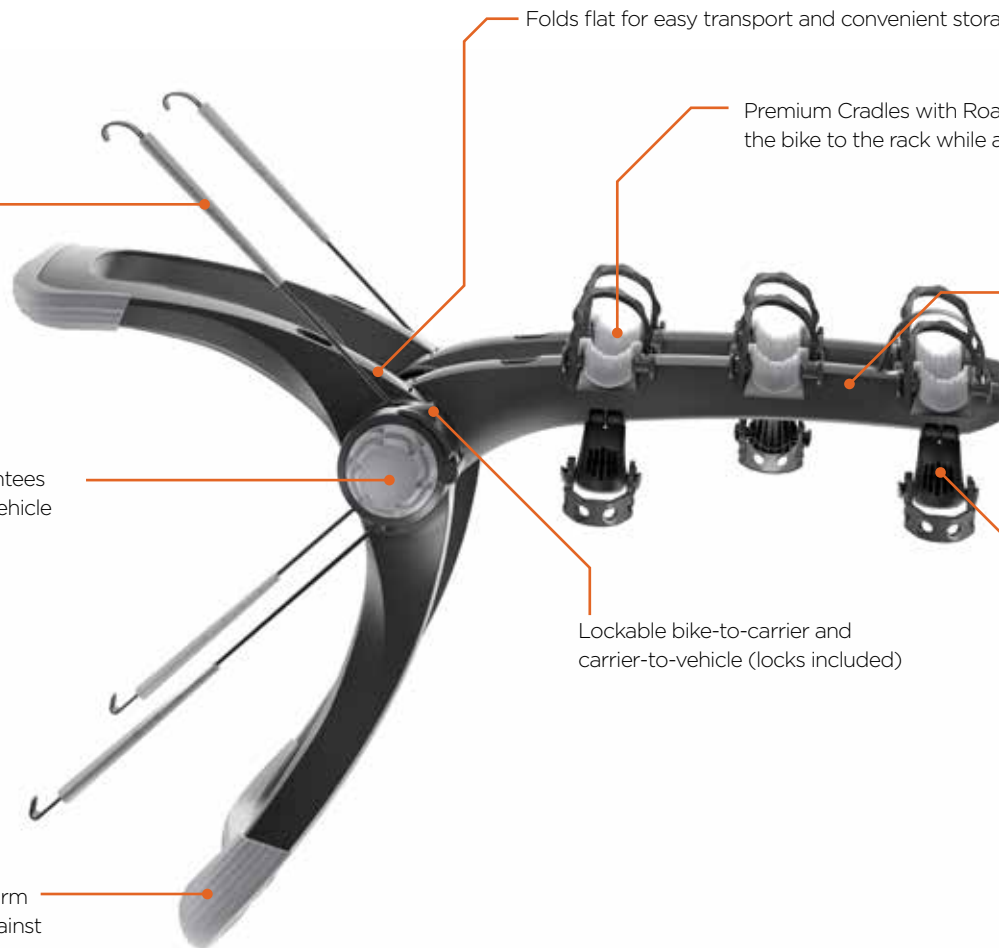
Folds flat for easy transport and convenient storage

Premium Cradles with Road Dampening Technology secure the bike to the rack while absorbing road shock

Narrow cradle arms hold a variety of bike frames including smaller children's bikes and fold when not in use

Lockable bike-to-carrier and carrier-to-vehicle (locks included)

Patented No-sway cages prevent bike-to-bike and bike-to-vehicle contact



991



992



Rear Door Mounted Bike Carrier



Thule BackPac

The high standard carrier with great flexibility designed for vans, minibuses and MPVs (for 2-4 bikes).

FEATURES

- Carries 2 bikes, 3 by adding Adapter 973-23 and 4 by adding Adapters 973-23 + 973-24.
- The raised position of the carrier keeps the rear lights and number plate visible.
- All parts in contact with the car and bikes are coated with rubber for extra protection.
- All bike frame holders are detachable for convenient mounting of bikes.

 973




Thule ClipOn High

The fast mounting and foldable bike carrier designed for station wagons and hatchbacks (for 2 bikes).

FEATURES

- The raised position of the carrier keeps the rear lights and number plate visible.
- All parts in contact with the car and bikes are coated with rubber for extra protection.
- All bike frame holders are detachable for convenient mounting of bikes.
- Easy to mount to the rear door with a unique snap-on system.

 9105/ 9106



Thule ClipOn

The snap-on bike carrier with smart features, perfect for station wagons and hatchbacks (for 3 bikes).

FEATURES

- All parts in contact with the car and bikes are coated with rubber for extra protection.
- Easy to mount to the rear door with a unique snap-on system.
- Quickly folds for easy storage.
- Possible to attach Thule Light board 976.

 9103/9104



Thule FreeWay

The basic rear-door mounted three bike carrier designed for hatchbacks and sedans (for 3 bikes).

FEATURES

- All parts in contact with the car and bikes are coated with rubber for extra protection.
- Possible to attach Thule Light board 976.
- Use Thule Bike Frame Adapter 982 for fitting of bikes with non-standard frames (e.g. ladies' bikes, BMXs, downhill bikes).

 968



Rear Door Mounted Bike Carrier - Accessories



Thule Bike Stacker

5781 - Organize your bikes at home in a smart way.



Thule Lockable Knob

526/527 - An accessory for rear mounted bike carriers with frame holders, making these lockable (available as 2-pack and 4-pack).



Thule Bike Frame Adapter

982 - Frame adapter for easiest possible fitting of bikes with non-standard frames (e.g. ladies' bikes, BMXs, downhill bikes).



Thule Light Board

976 - Substitutes the most important rear lights on your car (7-pin connector).



Thule Wall Hanger

9771 - For functional storage of bikes and bike carriers.



Thule BackPac Kit

Kit needed for perfect fit to the vehicle.



Thule Lock

567 - For locking the Thule BackPac 973 bike carrier to the car.



Thule One-Key System

Replace all lock cylinders on your Thule products and use the same key for all.

Technical specifications

Roof Mounted Bike Carriers - Technical Specifications



Name	Thule ProRide	Thule FreeRide	Thule Sprint	Thule ThruRide	Thule OutRide
SKU No	598	532	569	565	561
Load capacity (kg)	20	17	17	17	17
Product dimensions (L x W x H cm)	145 x 32 x 9	149 x 21 x 8	127 x 20 x 10	135 x 15 x 10	137 x 22 x 8
Product weight (kg)	4,2	3,5	4,1	2,7	2,5
Fits frame dimensions (mm)	Round frame 22-80 mm Oval frame max 80x100 mm	Round frame 22-70 mm Oval frame max 65x80 mm	All	All	All
Fits wheel dimensions	Up to 3" 3-5" with accessory 5981	Up to 3"	Up to 3"	Up to 3"	Up to 3"
Thru-axle compatible	All	All		12-20 mm	20 mm 15 mm with accessory 5611
Fits roof racks with 20x20mm T-tracks	•	•	•	•	•
Fits roof racks with 24x30mm T-tracks	with accessory 8891	with accessory 8893	with accessory 8894	with accessory 8894	with accessory 8893
Fits square bar roof racks	with accessory 8895	•			•
One Key System compatible	•	•	•	•	•
Lockable bike to carrier / carrier to vehicle	•	•	•	•	•
TÜV approved	•	•	•	•	•
Fulfills City Crash norms	•	•	•	•	•

Towbar Mounted Bike Carriers - Technical Specifications



Name	Thule EasyFold	Thule EuroClassic G6		Thule VeloSpace	Thule VeloCompact		Thule EuroRide		Thule RideOn	
SKU No	932	928	929	918	925	927	941	943	9502	9503
Max number of bikes	2	2 (3 with accessory 9281)	3 (4 with accessory 9281)	2	2	3 (4 with accessory 9261)	2	3	2	3
Load capacity (kg)	60	51	60	60	46	60	36	45	30	45
Max bike weight (kg)	30	25	25	30	25	25	20	20	15	15
Product dimensions (L x W x H cm)	61 x 124 x 66 (61 x 32 x 68 folded)	45 x 139 x 84 (76 x 139 x 33 bike frame folded)	63 x 139 x 84 (76 x 139 x 30 bike frame folded)	67 x 134 x 81 (75 x 134 x 28 bike frame folded)	56 x 130 x 76 (66 x 106 x 30 bike frame folded)	74 x 126 x 80 (74 x 103 x 35 bike frame folded)	58 x 105 x 75 (67 x 105 x 25 bike frame folded)	75 x 105 x 75 (75 x 105 x 25 bike frame folded)	57 x 106 x 70 (57 x 106 x 25 bike frame folded)	77 x 106 x 70 (77 x 106 x 25 bike frame folded)
Product weight (kg)	16,9	17,6	20,7	18,4	14,1	18,9	14	17	9	12
Fits frame dimensions (mm)	20-80	20-80	20-80	20-80	20-80	20-80	20-70	20-70	All	All
Detachable frame holders	•	•	•	•	•	•				
Wheel distance (cm)	22	22	19	25	19	19	17	17	19	19
Wheel mounting on adjustable holders	Pump buckles	Pump buckles		Pump buckles	Pump buckles		Adjustable straps		Adjustable straps	
Tilt function, with bikes	Foot pedal	Foot pedal		Foot pedal	Foot pedal		Hand operated		Hand operated	
Loading ramp	with accessory 9152	with accessory 9152		with accessory 9172	with accessory 9152					
Fits cars with exterior spare tyre		with accessory 9042			with accessory 9241					
Rear lights	•	•	•	•	•	•	•	•	•	•
Power connector	7-pin (13-pin with adapter 9907)	13-pin (7-pin with adapter 9906)		7-pin (13-pin with adapter 9907)	7-pin (13-pin with adapter 9907)		7-pin (13-pin with adapter 9907)		7-pin (13-pin with adapter 9907)	
One Key System compatible	•	•	•	•	•	•	•	•		
Lockable bike to carrier	•	•	•	•	•	•	with accessory 526/527/528		with accessory 538	
Lockable carrier to vehicle	•	•	•	•	•	•	•	•	with accessory 957	
TÜV/EuroBe approved		•	•							
Fulfills City Crash norms	•	•	•	•	•	•	•	•	•	•

Towbar Mounted Bike Carriers - Technical Specifications



Name	Thule HangOn			Thule Xpress
SKU No	972	974	9708	970
Max number of bikes	3	3	4	2
Load capacity (kg)	45	45	60	30
Max bike weight (kg)	15	15	15	15
Product dimensions (L x W x H cm)	55 x 48 x 77 (16 x 48 x 81 folded)	54 x 47 x 76 (20 x 47 x 81 folded)	64 x 47 x 90 (32 x 43 x 84 folded)	35 x 52 x 74 (14 x 52 x 72 folded)
Product weight (kg)	7,2	7,2	10,3	4,3
Fits frame dimensions (mm)	All sizes down to 20" junior bikes			All sizes down to 20" junior bikes
Tilt function, without bikes	Hand operated		Hand operated	
Rear lights	with accessory 976			with accessory 976
Lockable bike to carrier	with accessory 538			with accessory 538
Lockable carrier to vehicle	with accessory 957			with padlock
TÜV/EuroBe approved				
Fulfills City Crash norms	•	•	•	•

Rear Door Mounted Bike Carrier - Technical Specifications



Name	Thule RaceWay		Thule BackPac	Thule ClipOn High		Thule ClipOn		Thule FreeWay
SKU No	991	992	973	9105	9106	9103	9104	968
Max number of bikes	2	3	2 (3 with adapter 973-23, 4 with 973-23 + 973-24)	2	2	3	3	3
Load capacity (kg)	30	45	60	30	30	45	45	45
Max bike weight (kg)	15	15	15	15	15	15	15	15
Product dimensions (L x W x H cm)	72 x 61 x 100 (20 x 61 x 58 folded)	87 x 61 x 100 (21 x 61 x 67 folded)	75 x 141 x 154 (45 x 97 x 154 folded)	63 x 144 x 97 (24 x 97 x 116 folded)	69 x 143 x 112 (24 x 97 x 126 folded)	77 x 57 x 97 (17 x 57 x 106 folded)	82 x 57 x 116 (18 x 57 x 117 folded)	82 x 56 x 78 (21 x 56 x 113 folded)
Product weight (kg)	10	10,6	15	11,5	12,5	6,1	7,1	5,1
Fits frame dimensions (mm)	All		22-80	22-80	22-80	All		All
Detachable frame holders			•	•	•			
Fits wheel dimensions	All		Up to 3"	Up to 3"		All		All
One Key System compatible	•	•	•	•	•			
Lockable bike to carrier	•	•	•	•	•	with accessory 538		with accessory 538
Lockable carrier to vehicle	•	•	with accessory 567					
Boot access with carrier mounted	•	•	•	•	•	•	•	•
Fulfills City Crash norms	•	•	•	•	•	•	•	•

See the Thule Buyer's Guide or www.thule.com for details regarding fit to different car models.



Thule Sweden AB

Box 69, SE-330 33 Hillerstorp, Sweden.

Tel +46 370-255 00, Fax +46 370-229 08.

www.thule.com